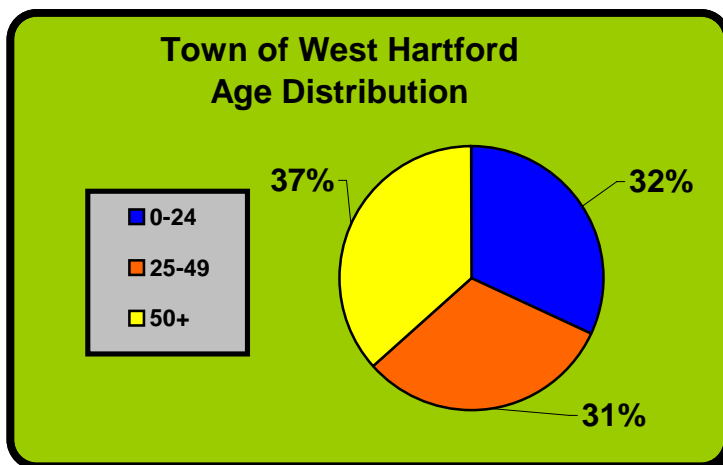
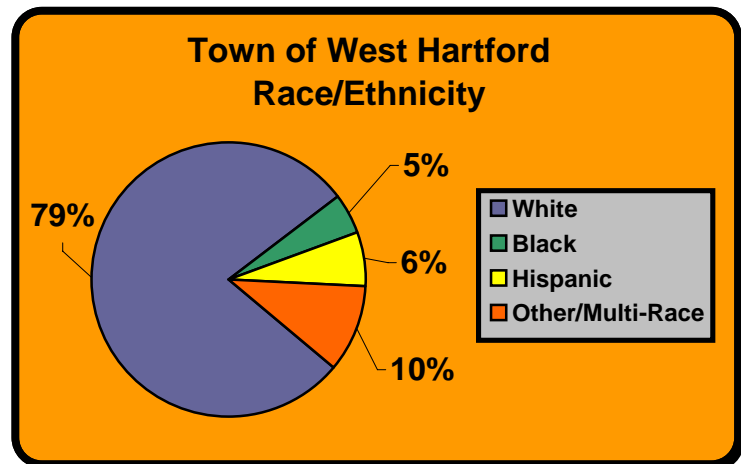




Town of West Hartford Workforce Profile

West Hartford is located 4 miles west of Hartford, has a land area of 22.23 square miles and is home to 64,507 residents.

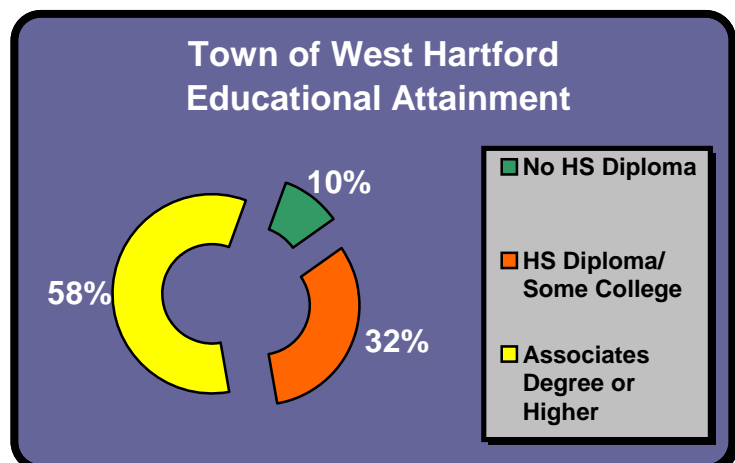
West Hartford's population is comprised of 79% whites, 5% Blacks, 6% Hispanics, and 10% Other/Multi-Race individuals.



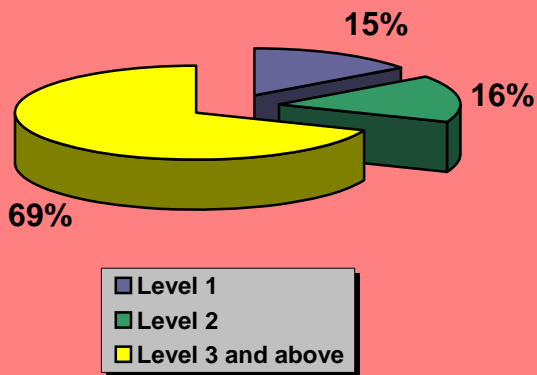
The town's median age is 42. The age distribution is demonstrated in the pie chart to the left.

Of West Hartford residents age 25+, 10% do not have a high school diploma, 32% possess a diploma or some college, and 58% have earned an Associate's degree or higher (State: 16%, 46%, and 38% respectively).

The 2003 cumulative dropout rate was 8.4% (up 2% from the previous year) and 92% of graduates pursue post-secondary education (down 1%).



West Hartford Literacy



Thirty-one (31) percent of West Hartford's population 16 and over function at literacy levels one and two (out of five levels, level five being the highest). Individuals at levels one or two would not be able to read an ATM screen, decipher a bus schedule, read a newspaper, read the dosage on a medicine bottle, or fill out a job application.

2005 Business Profile:

Sector	# of Firms	% of Total	# of Employees	% of Total
Agriculture	46	1.5%	285	1.1%
Construction and Mining	212	6.8%	856	3.4%
Manufacturing	110	3.5%	2,780	11.0%
Transportation and Utilities	78	2.5%	1,312	5.2%
Trade	645	20.6%	6,086	24.1%
Finance, Insurance, and Real Estate	320	10.2%	1,703	6.7%
Services	1,605	51.4%	11,846	46.9%
Government	18	0.6%	376	1.5%
Total	3,125	100.0%	25,248	100.0%

Top Five Employers (2002):

- University of Hartford
- Colt's Manufacturing
- Town of West Hartford
- Wiremold Company
- Chandler Evans

West Hartford's labor force is 29,063 and the unemployment rate is 4.7% (September 2005).

Capital Workforce Partners is looking to support an effective workforce development system that strategically connects economic development and education resources to build and maintain a strong and vibrant workforce by researching and understanding the individual towns' growth and vitality.

Sources: 2000 Census, CT Department of Economic and Community Development, CT Department of Labor, CT Department of Education, National Institute for Literacy.