

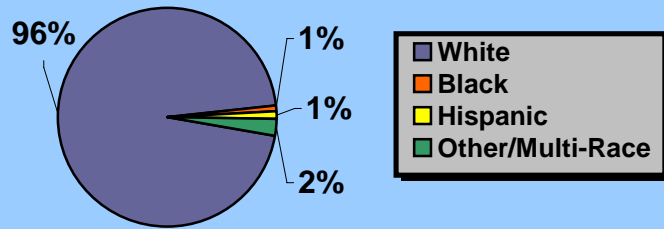


## Town of Tolland Workforce Profile

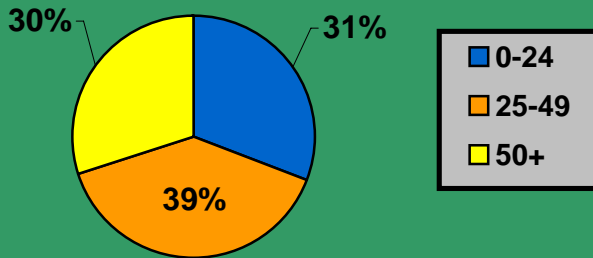
The Town of Tolland is located 18 miles northeast of Hartford, has a land area of 40 square miles and is home to 14,079 residents.

Tolland's population is comprised of 96% whites, 1% Blacks, 1% Hispanics and 2% Other/Multi-Race individuals.

### Town of Tolland Race/Ethnicity



### Town of Tolland Age Distribution

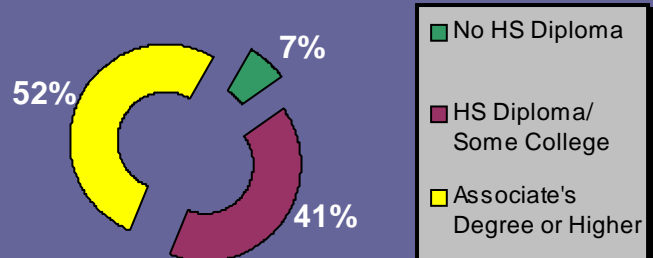


The town's median age is 40. The age distribution is demonstrated in the pie chart to the left.

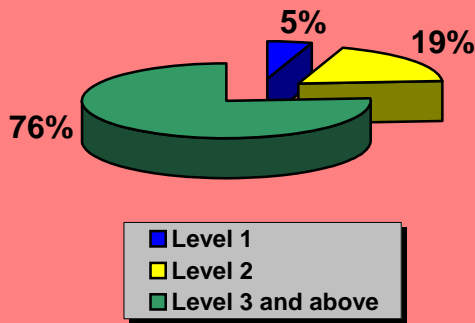
Of Tolland residents age 25+, 7% do not have a high school diploma, 41% possess a diploma or some college, and 52% have earned an Associate's degree or higher (State: 16%, 46%, and 38% respectively).

The 2003 cumulative dropout rate was 6.1% (down 3.2% from the previous year) and 88% of graduates pursue post-secondary education (down 7%).

### Town of Tolland Educational Attainment



### Tolland Literacy



Twenty-four (24) percent of Tolland's population 16 and over function at literacy levels one and two (out of five levels, level five being the highest). Individuals at levels one or two would not be able to read an ATM screen, decipher a bus schedule, read a newspaper, read the dosage on a medicine bottle, or fill out a job application.

### 2005 Business Profile:

Sector	# of Firms	% of Total	# of Employees	% of Total
Agriculture	28	4.9%	73	2.3%
Construction and Mining	120	21.0%	410	12.7%
Manufacturing	36	6.3%	315	9.8%
Transportation and Utilities	11	1.9%	110	3.4%
Trade	92	16.1%	452	14.1%
Finance, Insurance, and Real Estate	50	8.8%	107	3.3%
Services	211	37.0%	1,571	48.8%
Government	7	1.2%	179	5.6%
<b>Total</b>	<b>571</b>	<b>100.0%</b>	<b>3,217</b>	<b>100.0%</b>

### Top Five Employers (2002):

- Gerber Garment Technology
- Standard Register
- Connecticut Light & Power
- Nerac
- C & C

Tolland's labor force is 7,962 and the unemployment rate is 3.4% (September 2005).

Capital Workforce Partners is looking to support an effective workforce development system that strategically connects economic development and education resources to build and maintain a strong and vibrant workforce by researching and understanding the individual towns' growth and vitality.

Sources: 2000 Census, CT Department of Economic and Community Development, CT Department of Labor, CT Department of Education, National Institute for Literacy.