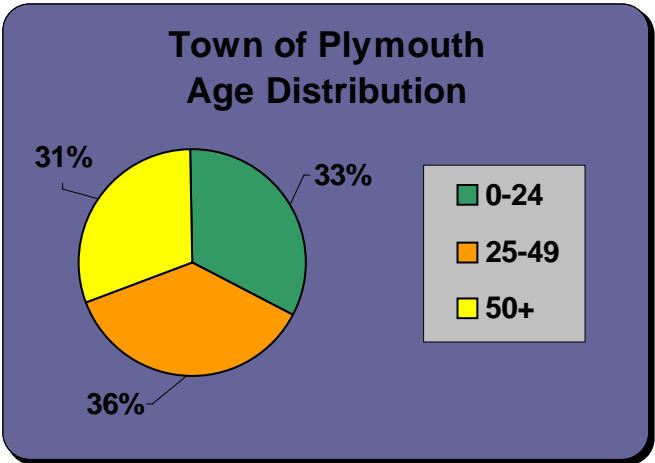
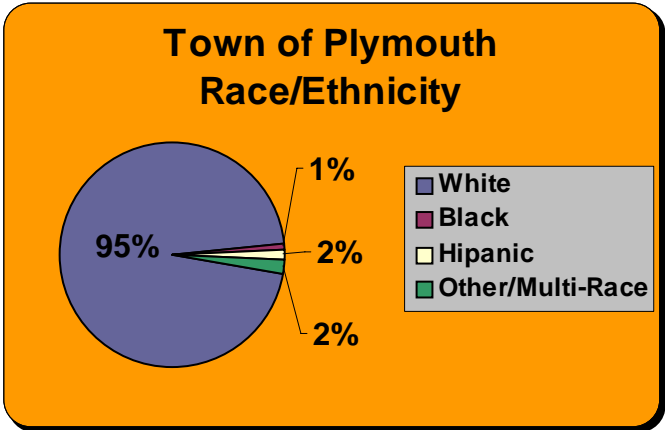




Town of Plymouth Workforce Profile

The Town of Plymouth is located 19 miles west-southwest of Hartford, has a land area of 22.4 square miles and is home to 12,223 residents.

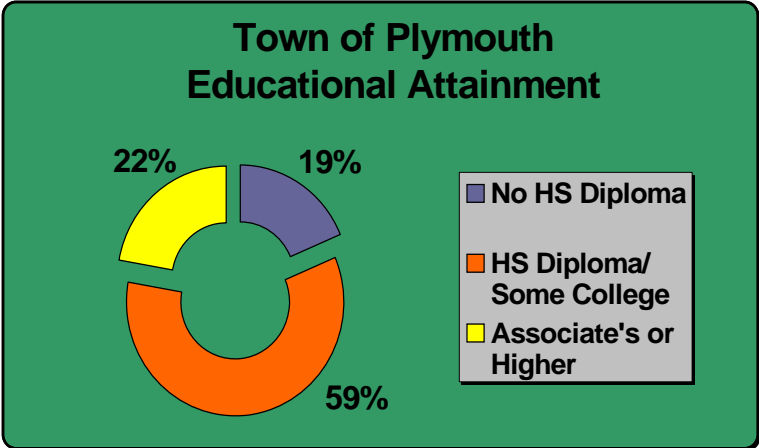
Plymouth's population is comprised of 95% Whites, 1% Blacks, 2% Hispanics and 2% Other/Multi-Race individuals.

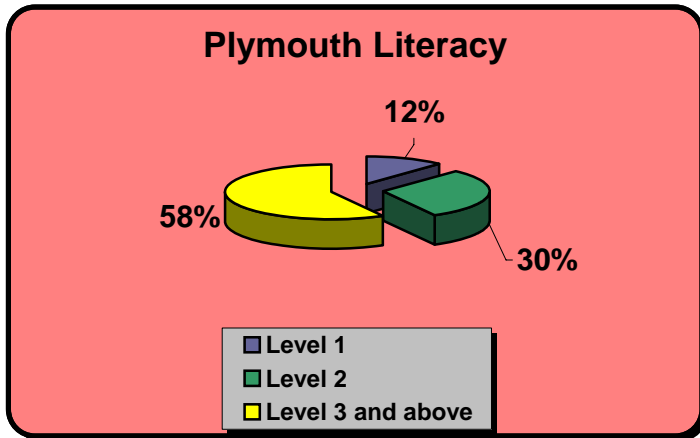


The town's median age is 39. The age distribution is demonstrated in the pie chart to the left.

Of Plymouth residents age 25+, 19% do not have a high school diploma, 59% possess a diploma or some college, and 22% have earned an Associate's degree or higher (State: 16%, 46%, and 38% respectively).

The 2003 cumulative dropout rate was 12.1% (down 1.8% from the previous year) and 73.3% of graduates pursue post-secondary education (up 6.6%).





Forty-two (42) percent of Plymouth's population 16 and over function at literacy levels one and two (out of five levels, five being the highest). Individuals at levels one or two would not be able to read an ATM screen, decipher a bus schedule, read a newspaper, read the dosage on a medicine bottle, or fill out a job application.

2005 Business Profile:

Sector	# of Firms	% of Total	# of Employees	% of Total
Agriculture	18	4.1%	24	0.9%
Construction and Mining	103	23.3%	318	11.9%
Manufacturing	45	10.2%	1,053	39.3%
Transportation and Utilities	10	2.3%	69	2.6%
Trade	88	19.9%	376	14.1%
Finance, Insurance, and Real Estate	21	4.8%	59	2.2%
Services	137	31.0%	610	22.8%
Government	14	3.2%	167	6.2%
Total	442	100.0%	2,676	100.0%

Top Five Employers (2002):

- The Town of Plymouth
- Cook Willow Convalescent Hospital, Inc.
- Iseli Company
- O-Z/Gedney
- Coldform Inc.

Plymouth has a labor force of 6,641 and the unemployment rate is 5.2% (September 2005).

Capital Workforce Partners is looking to support an effective workforce development system that strategically connects economic development and education resources to build and maintain a strong and vibrant workforce by researching and understanding the individual towns' growth and vitality.

Sources: 2000 Census, CT Department of Economic and Community Development, CT Department of Labor, CT Department of Education, National Institute for Literacy.