

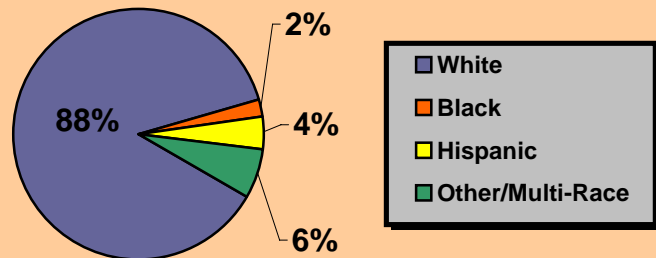


Town of Newington Workforce Profile

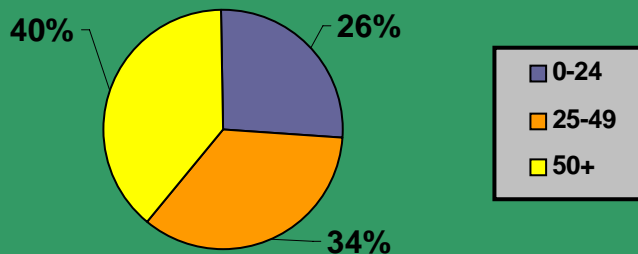
The Town of Newington is located 6 miles southwest of Hartford, has a land area of 13 square miles and is home to 30,031 residents.

Newington's population is comprised of 88% Whites, 2% Blacks, 4% Hispanics and 6% Other/Multi-Race individuals.

Town of Newington Race/Ethnicity



Town of Newington Age Distribution

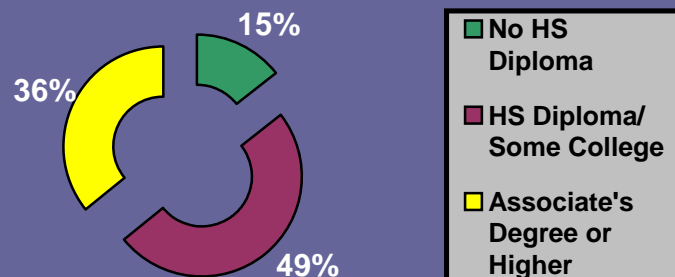


The town's median age is 44. The age distribution is demonstrated in the pie chart to the left.

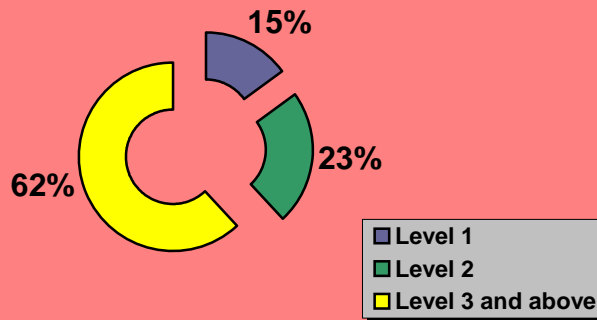
Of Newington residents age 25+, 15% do not have a high school diploma, 49% possess a diploma or some college, and 36% have earned an Associate's degree or higher (State: 16%, 46%, and 38% respectively).

The 2003 cumulative dropout rate was 1.3% (down 2.1% from the previous year) and 89.3% of graduates pursue post-secondary education (up 6.5%).

Town of Newington Educational Attainment



Newington Literacy



Thirty-eight (38) percent of Newington's population 16 and over function at literacy levels one and two (out of five levels, level five being the highest). Individuals at levels one or two would not be able to read an ATM screen, decipher a bus schedule, read a newspaper, read the dosage on a medicine bottle, or fill out a job application.

2005 Business Profile:

Sector	# of Firms	% of Total	# of Employees	% of Total
Agriculture	50	3.3%	315	2.1%
Construction and Mining	193	12.7%	987	6.6%
Manufacturing	114	7.5%	2,473	16.5%
Transportation and Utilities	47	3.1%	365	2.4%
Trade	369	24.3%	3,943	26.4%
Finance, Insurance, and Real Estate	104	6.9%	671	4.5%
Services	583	38.5%	4,361	29.2%
Government	19	1.3%	1,842	12.3%
Total	1,516	100.0%	14,960	100.0%

Top Five Employers (2002):

- CT Department of Transportation
- Town of Newington
- Hartford Hospital - Newington Campus
- V.A. Medical Center
- Tilcon, Inc.

Newington's labor force is 16,355 and the unemployment rate is 4.6% (September 2005).

Capital Workforce Partners is looking to support an effective workforce development system that strategically connects economic development and education resources to build and maintain a strong and vibrant workforce by researching and understanding the individual towns' growth and vitality.

Sources: 2000 Census, CT Department of Economic and Community Development, CT Department of Labor, CT Department of Education, National Institute for Literacy.